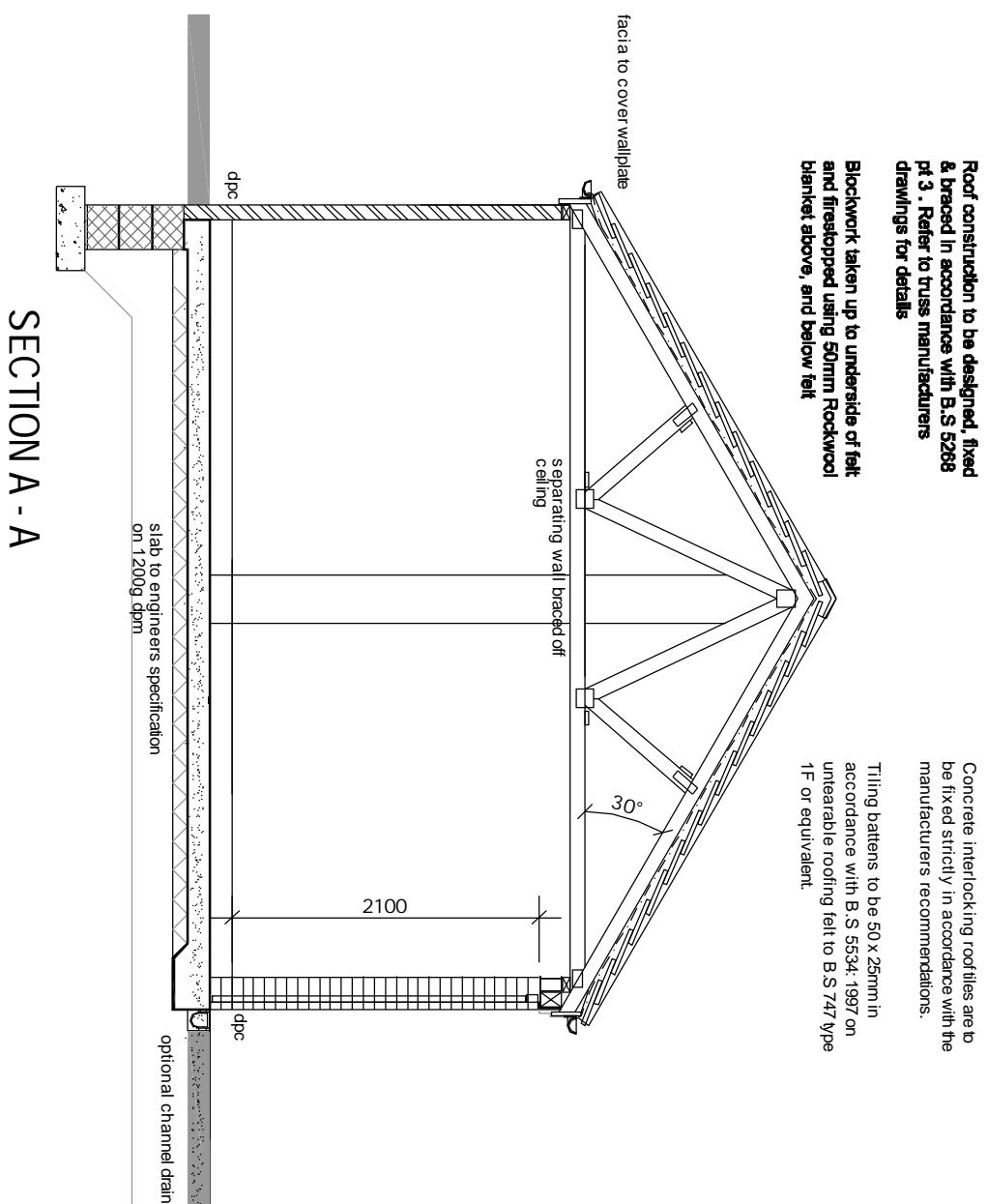
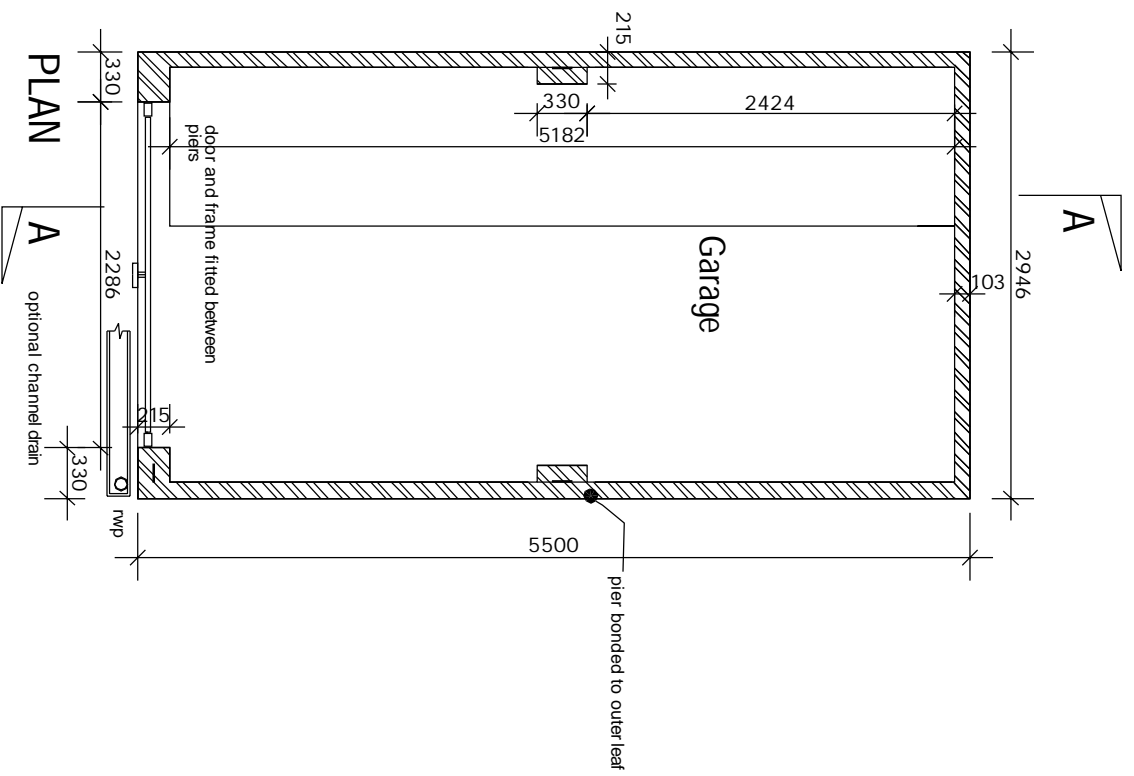


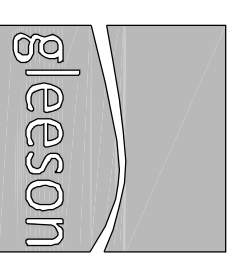
ELEVATIONS Scale 1:100

Sketch schemes may be based on plan information of unknown origin and is subject to verification and survey.
Contractors must verify all dimensions on site before commencing any work or shop drawings. This drawing is not to be scaled. Use figured dimensions only.
Building areas are liable to adjustment over the course of the design process due to ongoing construction detailing developments.
Subject to statutory approvals and survey.



Roof construction to be designed, fixed & braced in accordance with B.S 5288 pt 3 . Refer to truss manufacturers drawings for details
Blockwork taken up to underside of felt and finished using 50mm Rockwool blanket above, and below felt

Concrete interlocking roof tiles are to be fixed strictly in accordance with the manufacturers recommendations.
Tiling battens to be 50 x 25mm in accordance with B.S 5534: 1997 on untearable roofing felt to B.S 747 type 1F or equivalent.



edward architectural services ltd

project house 32 sovereign street leeds s1 4bj t 0113 398 4000
www.eas-limited.co.uk

Standard Details

client Gleeson Homes & Regeneration

title Detached Garage Details

Single

revisions
status -

drawn djp checked . date 22.08.12 scale: 50/100 @A:
job no 0282 drawing no SD7/00 rev .